



**BRILLIANT
SOLUTIONS
2016**





INDEX



When people ask why I love the Car Hobby so much I find my thoughts going in many different directions. Of the many reasons that come to mind, I think it is the true sense of community and fellowship that I experience with car enthusiasts the world over, that I love the most.

Our common attraction is the universal passion we have for our cars.....and the respect we share for each other's dedication to making our cars look "Show Car" perfect. While rare expensive cars are due their respect, Car Guys understand just how much work and perseverance is required to make any car look its best. It is this mutual understanding that unites us and transcends the social barriers that are all too common in other walks of life.

I am privileged to meet with Car Guys all over the world and it is a joy to see our hobby still growing at an incredible rate. New car clubs, events and online communities are springing up every day and it gives me so much pleasure to see our Meguiar's international "family" growing alongside the Car Hobby in so many parts of the world.

Only by continuing to embrace and support the global Car Hobby will Meguiar's continue to anticipate and satisfy the demands of those who seek automotive perfection. It is this passion we share with our customers around the world that has driven us to create the amazing products that you'll find in this catalogue.



Barry J. Meguiar



- 04 HISTORY
- 05 5 STEPS
- 06 Q & A
- 07 RANGE
- 08 WASH
- 12 CLEAN / PREP
- 16 POLISH
- 17 WAX / PROTECT
- 19 KITS
- 20 OTHER SURFACES
- 25 ORDER FORM
- 26 WHEELS & TYRES
- 29 INTERIOR
- 32 MAINTAIN
- 34 ACCESSORIES
- 36 DA POWER SYSTEMS
- 38 DA POLISHER
- 39 OTHER RANGES
- 40 DETAILING GUIDE
- 52 STOCKISTS PAGES

HISTORY

5 STEPS



What began over a century ago as a simple furniture polish laboratory in the garage of founder Frank Meguiar Jr., has spanned four generations of the Meguiar family. In his wildest dreams, it's doubtful that Frank Meguiar, Jr., could have foreseen what his first bottle of furniture polish in 1901 would evolve into over the next 100+ years.

Meguiar's®, Inc. has become the global leader in appearance care and is proud to offer our next generation of products, tools and accessories to serious car enthusiasts. We strive to set an entirely new standard for quality and performance in the industry.

From his first bottle of furniture polish, Frank Meguiar, Jr. built his business on excellent products and an understanding of his consumer's needs. Today, Meguiar's enduring and strong relationship with serious car enthusiasts worldwide has created a level of trust and respect for the brand that transcends our products and embodies the lifestyle of the car hobby. To this day, Meguiar's is committed to delivering products and building relationships that excite and unite car enthusiasts and professionals worldwide.



1 WASH

Wash your car using water and a specially formulated car wash and conditioner. Dishwashing soaps & detergents strip your car's wax and can dry your paint out leading to a loss of gloss and shine. All Meguiar's washes are also environmentally safe.

2 CLEAN/PREP

Check for & remove above surface contaminants like tree sap mist with clay before checking for below-surface defects. The most effective way to remove below surface paint problems like oxidation, fine scratches and swirls is to use a clear-coat safe paint cleaner like Meguiar's® Ultimate Compound.

3 POLISH (optional)

Polishing is recommended as an optional step, especially for dark coloured cars, prior to waxing to help create the ultimate in high gloss.

4 WAX/PROTECT

To protect and add a brilliant shine to your paint's surface, use only premium car wax products like Meguiar's® Ultimate Wax.

5 MAINTAIN

Regular maintenance removes above surface contaminants like bird droppings or tree sap before they have time to bond or etch into your paint finish. Meguiar's® Quik Detailer® or Ultimate Quik Detailer® dramatically extend the durability of your wax protection & safely removes dust and grime between washes.



Over the years, we receive car care questions that come up time and time again, so we thought we'd share them with you, since you are probably wondering the same things, too...

WHAT'S YOUR BEST WAX?

What's best for you may be different from the next car guy. What's most important to you?

- Speed? Ultimate Quik Wax® spray is the hot ticket for a fast coat of wax.
- Long-lasting water beading in a hi-tech synthetic? Meguiar's® Ultimate Wax is "best".
- Do you prefer a natural carnauba wax? You'll love our Gold Class™ Carnauba Plus wax with premium carnauba.
- Cost/value/time-saving? Then it's the tried-&-true, all in one action of our Cleaner Wax.

WHAT'S THE BEST PRODUCT TO USE ON MY NEW CAR?

All of Meguiar's products are safe to use on your new car, but brand new cars are unique in that the paint should be in excellent condition. If you adopt just a few routine maintenance procedures, you can keep your car looking showroom new for a long, long time. As Barry Meguiar often says, "Frequent car care is EASY car care!"

Follow the 5 steps to paint care, using products designed for automotive care.

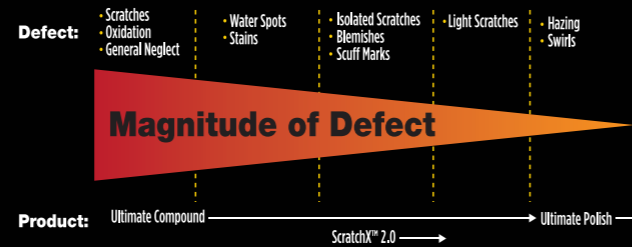
- Wash your car weekly, using a quality microfibre wash mitt and premium car wash/shampoo.
- Apply a high quality automotive wax 3-4 times a year.
- Maintain your car inbetween washes by using a mist and wipe Quik Detailer® to remove dust & contaminants.
- Clay your car as needed.
- Protect your interior and exterior trim and tyres with quality protectant and tyre dressing.

ARE YOUR PRODUCTS "CLEAR COAT SAFE"?

All of Meguiar's products have been formulated to work safely on clear coats. Meguiar's has a long-standing history and relationships with vehicle and paint manufacturers, ensuring our products are compatible with the latest technological advancements in vehicle surface coatings (or "paint").

Defect Removal Solutions

Meguiar's has the right product for your specific problem
All are easy, effective and clear coat safe!



HOW DO I GET RID OF SWIRL MARKS AND SCRATCHES?

It depends on the severity and extent of the blemish. First, if you can catch your fingernail in the scratch, you will need professional help to correct it as it's very deep. Otherwise, we recommend the following (Note that ALL of these products are clear coat safe):

For very light scratches and swirls (those fine circular lines that ring a light source reflected in your paint), Swirl Remover is the answer and may be applied by hand, DA Power System or Dual Action Polisher (DA polisher).

For heavier scratches, oxidation, or just generally neglected paint, Ultimate Compound is the perfect choice. It too can be safely applied by hand, DA Power System or with a Dual Action Polisher.

If you have an isolated scratch, fingernail mark or light scuff, ScratchX™ 2.0 will safely provide the muscle to remove it.

Classic



Our essential products for those who want to maintain the look of their car effectively at the best price.

ONCE A YEAR
Clay & Compound

Gold Class



Our premium line of products that offer long-lasting protection and enhanced chemistry to keep your car looking its best.

FREQUENCY

ONCE A QUARTER
Polish & Wax

ONCE A MONTH
Spray Wax

Ultimate



Our latest synthetic and most technologically advanced products for enthusiasts who want the best products for their cars.

ONCE A WEEK
Detailing Spray & Wash & Wax

(minimum recommended intervals)

WASH

In automotive paint care, washing and cleaning are not the same. While they sound similar, they are vastly different procedures. Washing removes loose contaminants from your finish like dust, road grime, and fresh bird droppings.

A common misconception is that dishwashing detergent is safe to use as car wash. Absolutely not!

Detergents are formulated to strip everything off of the surface, leaving it squeaky clean. A squeaky paint finish tells you that it has no protection. With repeated use, dishwashing detergents remove everything from your paint finish including waxes, silicones and polymers. Once this is accomplished, they then proceed to remove the life giving oils in your paint finish, actually accelerating the oxidation process.

All of Meguiar's car wash products are pH balanced and specifically formulated to enhance the appearance and protection of automotive paint finishes.



ULTIMATE WASH & WAX

- › Meguiar's legendary wax protection... while you wash!
- › Clear coat safe carnauba & synthetic polymer technology in our most premium, conventional wash.
- › Leaves a deep, glossy, just-waxed shine.

473ml **£9.50** RRP
Product code: **G17716EU**
1420ml **£18.00** RRP
Product code: **G17748EU**



GOLD CLASS™ CAR WASH SHAMPOO & CONDITIONER

- › Meguiar's premium formula that washes and conditions your paint.
- › Gently foams away dirt & grime.
- › Conditioners reveal colour & clarity.

473ml **£8.00** RRP
Product code: **G7116EU**
1892ml **£18.00** RRP
Product code: **G7164EU**



NXT GENERATION™ CAR WASH

- › Synthetic, polymer based shampoo.
- › Engineered water softeners leave a spot free finish.
- › Cleaning agents emulsify and dissolve dirt.

473ml **£8.00** RRP
Product code: **G12619EU**
1892ml **£18.00** RRP
Product code: **G12664EU**



WASH




GRIT GUARD®

Grit guard helps prevent the swirl marks inflicted during the wash process by removing small particles of dirt and debris which would otherwise be rubbed across the surface of the paint. The Grit Guard fits snugly into the bottom of the available bucket. This will help remove dirt and leave it safely at the bottom of the bucket.

Grit Guard **£12.00** RRP
Product code: **X3003**

Bucket and Grit Guard **£20.00** RRP
Product code: **X3003 & RG203**
(Bucket not sold separately)



LAMBSWOOL WASH MITT

- › Soft and deep pile lambswool reduces the risk of scratching paint.
- › Includes a special non-abrasive bug gauze.
- › Lightweight and easy to use.

£12.00 RRP Product code: **A7301**



SUPER THICK MICROFIBRE WASH MITT

- › Paint work safe, scratch free performance.
- › Ultra plush microfibre lifts and traps dirt.
- › Easy care – machine washable.

£10.50 RRP Product code: **X3002EU**



WATER MAGNET® DRYING TOWEL

- › Super absorbent for a spot-free, streak-free finish.
- › Saves time – holds more water.
- › No-scratch design.

£13.50 RRP Product code: **X2000EU**



1.2 SQ. METRE (4 SQ. FT.) NATURAL CHAMOIS

- › Highly absorbent, 100% natural sheepskin.
- › So soft it can be folded dry.
- › No oily residue – ready to use right out of the packaging.

£17.50 RRP Product code: **X2100**



CLEAN/PREP

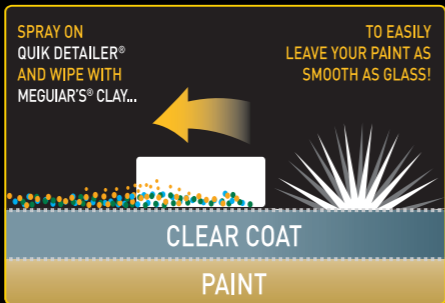
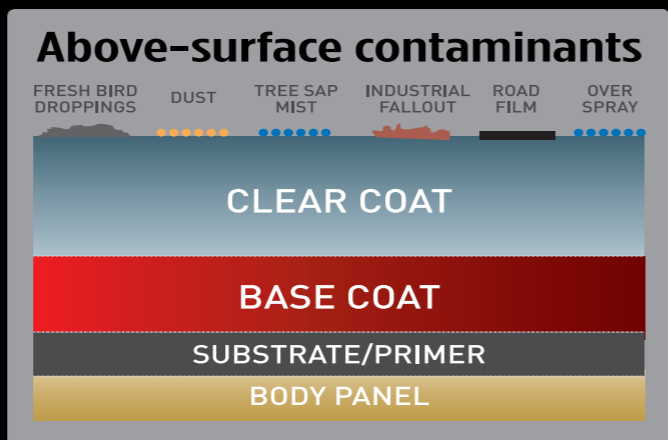
Cleaning, or Surface Preparation, removes stubborn, bonded above surface contaminants, as well as below-surface defects, like stains, blemishes and oxidation.

After your car is washed, pass your fingertips over the surface. Do you feel roughness? If so, these are above-surface, bonded contaminants.

Generally, you'll notice this contamination on your car's horizontal surfaces, but you may also see small, dark spots /specks on the rear and lower surfaces of a light coloured car. Over time, these contaminants will dull your paint and rob your car of its shine.

Fortunately, Meguiar's® Clay Kits include everything that you need to safely, and easily, remove bonded contaminants. And no, clay bars are NOT only for professional use.

Simply form 1/2 of our non-abrasive, clay bar into a pancake-looking wafer. Placing the clay bar at your fingertips (working on a washed and dried car, of course!) lightly move the clay bar back and forth over the surfaces after using Meguiar's® Quik Detailer® for lubrication. The bar will grab and gently remove all bonded contaminants, leaving the surface as smooth as glass!



Above-surface contaminants such as industrial fallout and tree sap can be detected by running your finger tips over the paint finish after washing and drying. Any 'grittiness' felt can be removed using Meguiar's® Smooth Surface™ clay.

SMOOTH SURFACE™ CLAY KIT

- › Quickly and effectively restores a smooth as glass finish.
- › Makes waxing easier and longer lasting.

KIT INCLUDES: 473ml Quik Detailer, 1 Supreme Shine Microfibre, 2 individually wrapped 80g clay bars and storage box

Kit £30.00 RRP Product code: G1016



QUIK CLAY STARTER KIT

- › The ideal clay starter kit.
- › Quickly and effectively restores a smooth as glass finish.
- › Makes waxing easier and longer lasting.

KIT INCLUDES: 473ml Quik Detailer, 1 individually wrapped 50g clay bar.

£18.00 RRP Product code: G1116EU



SMOOTH SURFACE™ CLAY BAR REPLACEMENT

- › Quickly and effectively restores a smooth as glass finish.
- › Makes waxing easier and longer lasting.

1 x 50g bar £11.50 RRP
Product code: G1001EU




CLEAN/PREP



After removing bonded contaminants that you can feel, examine the finish from different angles and light sources to detect below-surface defects like oxidation (dullness), stains/blemishes and fine scratches.

Meguiar's® offers a range of clear-coat safe products to remedy below surface defects. Refer to the chart on page 6 to help identify the best product for your specific need (call our Customer Care Team or go online at www.meguiars.co.uk if you have questions).



Small below-surface imperfections such as oxidation, stains, small marks and scratches can be safely removed using Meguiar's® ScratchX™ 2.0, Swirl Remover or Ultimate Compound, giving a flawless finish prior to polishing and waxing.

STEP 1 DEEP CRYSTAL® PAINT CLEANER

- › Safely revitalises paint.
- › Removes oxidation, light scratches and blemishes.
- › Keeps paint looking flawless.

473ml **£10.00** RRP
Product code: **A3016EU**



SWIRL REMOVER

- › Clear coat safe.
- › Gently removes light swirls and scratches.
- › Enhances colour and clarity of paint.

450ml **£14.00** RRP Product code: **G17616EU**



LIGHT

SCRATCHX® 2.0

- › Quickly removes fine scratches, fingernail marks, paint transfer & parking scuffs.
- › Totally safe on all paint finishes.
- › The must have product for isolated paint problems.

207ml **£10.00** RRP Product code: **G10307EU**



SWIRL REMOVAL

ULTIMATE COMPOUND™

- › Quickly removes scratches, oxidation, water spots and blemishes – without scratching.
- › Reduces the time and amount of effort required to restore heavily faded paint finishes.
- › Safe on all paint finishes.

450ml **£14.00** RRP Product code: **G17216EU**



HEAVY

POLISH WAX/PROTECT

POLISHING is an optional step, and is different from WAXING.

While some modern-day marketers have caused confusion by naively misusing the terms, the definitions are clear.

As in polishing a diamond, the sole purpose of polishing is to create brilliant high gloss. For car show enthusiasts who are obsessed with having perfectly clear reflections, Meguiar's® Ultimate Polish is the perfect choice. Others may be looking to remove the last hints of swirl marks while maximising the gloss.



DEEP CRYSTAL STEP 2 POLISH

- › Creates a brilliant high gloss finish.
- › Conditions paint prior to waxing.

473ml **£11.00** RRP
Product code: **A3116EU**



ULTIMATE POLISH

- › The final step before waxing for maximum gloss & reflectivity.
- › Polishing oils add a deep, rich wet look to paint.
- › Eliminates fine swirls, perfecting the paint prior to waxing.

473ml **£14.00** RRP
Product code: **G19216EU**



GOLD CLASS™ CARNAUBA PLUS PREMIUM WAX

- › Premium carnauba wax that's now even better.
- › Improved formula leaves deeper reflections and a brilliant shine.
- › Special blend of premium carnauba plus clear coat safe protecting polymers.

Liquid 473ml **£21.50** RRP Product code: **G7016EU**
Paste 311g **£21.50** RRP Product code: **G7014EU**



NXT GENERATION™ TECH WAX™ 2.0

- › Hydrophobic technology provides exceptional water beading.
- › Glides on easily for a slick finish.
- › Relentless water beading.

Liquid 532ml **£21.50** RRP Product code: **G12718EU**
Paste 311g **£21.50** RRP Product code: **G12711**



ULTIMATE WAX™

- › Synthetic polymers create a long lasting protective barrier.
- › Our most advanced pure synthetic hydrophobic wax.
- › New Thin Film technology makes application the easiest, even in full sun!
- › Includes a microfibre cloth.

Liquid 473ml **£30.00** RRP Product code: **G18216EU**
Paste 311g **£30.00** RRP Product code: **G18211EU**



WAX / PROTECT KITS

PAINT PROTECT

- › Advanced polymer technology provides water beading protection for up to a year!
- › Easy to use formula makes application and removal quick, and won't whiten on trim.

473ml **£18.50** RRP
Product Code: **G36516EU**



NEW

STEP 3 DEEP CRYSTAL CARNAUBA WAX

- › Delivers long-lasting carnauba protection.
- › Safely delivers protection and shine.
- › Goes on easily and wipes off easily.

473ml **£12.00** RRP
Product code: **A2216EU**



CLEANER WAX

- › Our most versatile one step wax formulated to produce eye-dazzling results.
- › Gently cleans away light oxidation and blemishes whilst enhancing colour.
- › Leaves behind a protective coat of waxes and polymers making it an excellent choice for heavily used vehicles.

Paste 311g **£15.00** RRP Product code: **A1214**



GOLD CLASS™ WASH & WAX CAR CARE KIT

- › Pairs together two of Meguiar's most popular products.
- › Offers a saving of £4.50 when compared with the RRP of the two items separately.

KIT INCLUDES: 473ml Gold Class Car Wash Shampoo & Conditioner and 473ml Gold Class Liquid Wax.

KIT £25.00 RRP
Product Code: **G9966EU**



BRILLIANT SOLUTIONS NEW CAR KIT

- › Keeps your car looking showroom sharp.
- › Contains precisely selected products to wash, dry and wax your car.
- › Includes everything you need except water and a bucket.

KIT INCLUDES: Ultimate Wash & Wax 473ml, Ultimate Wax 177ml, Endurance 177ml, Microfibre Wash Mitt, Water Magnet, Microfibre and 2 x Soft Foam Applicator pads.

KIT £40.00 RRP Product Code: **G3200EU**



BRILLIANT SOLUTIONS PAINT RESTORATION KIT

- › The kit brings life to dull and neglected paint.
- › The kit has everything you need to wash, dry, clay, compound and wax a car.

KIT INCLUDES: Gold Class Car Wash 473ml, Quik Detailer 295ml, Clay bar 25g, Ultimate Compound 295ml, Gold Class Carnauba Plus 177ml, 2 x Microfibre and 2 x Soft Foam Applicator Pads.

KIT £40.00 RRP Product Code: **G3300EU**



OTHER SURFACES

ENGINE CLEAN

- › Safe, fresh smelling formula quickly lifts away dirt, grime and grease from all engine bay materials.
- › Biodegradable formula penetrates and cleans even the hardest-to-reach areas.
- › Safe for use on all rubber plastics and guaranteed not to degrade fittings or hoses.

450ml **£11.00** RRP
Product code: **G14816EU**



ENGINE DRESSING

- › Safely restores and protects engine bay materials for a long lasting, like new appearance.
- › Long-lasting protection in a non-greasy & solvent free dressing.
- › Specialised formula prevents cracking, fading and hardening.

450ml **£11.00** RRP
Product code: **G17316EU**



CONVERTIBLE & CABRIOLET CLEANER

- › Guaranteed safe and effective cleaning on all canvas, cloth, mohair and vinyl convertible tops.
- › Easily removes stubborn stains like hard water, bird droppings and oils.
- › Penetrating biodegradable formula safely removes stains with no hard scrubbing.

450ml **£12.00** RRP
Product code: **G2016EU**



CONVERTIBLE & CABRIOLET WEATHERPROOFER

- › Creates a long lasting barrier against UV rays, bird droppings, stains and more.
- › Specially developed for canvas, cloth, mohair and vinyl tops.
- › Leaves an invisible coating that repels water & stains while helping prevent colour fade from UV exposure.

500ml **£12.00** RRP
Product code: **G2112EU**



PERFECT CLARITY GLASS CLEANER

- › Anti-Hazing formula provides long lasting clarity.
- › Superior cleaning against bugs, tree sap, road grime and bird droppings.
- › Safe on all tinted windows.

473ml **£10.00** RRP
Product code: **G8216EU**



ALL PURPOSE CLEANER

- › Remove tough grime, grease and tar both inside and outside your car.
- › Delivers best-in-class cleaning, yet safe on carpets and fabrics.
- › Simply spray and wipe or rinse stains away.

710ml **£13.00** RRP
Product code: **G9624EU**



OTHER SURFACES



PERFECT CLARITY HEADLIGHT RESTORATION KIT

- › Simply clean, then coat to restore & protect headlight clarity.
- › Revolutionary coating prevents yellowing & oxidation for up to a year!

KIT INCLUDES: Cleaning Solution 115ml, Headlight Coating 113g, 2 Cleaning Pads.

Kit **£30.00** RRP
Product code: **G2000EU**



NEW

ONE-STEP HEADLIGHT RESTORATION KIT

- › Safe & easy to use with your drill.
- › Quickly removes oxidation, restoring clarity to headlights.
- › Safe & effective on ALL clear plastics.

KIT INCLUDES: Plast-RX 118ml, Drill operated wool pad, 2 (double sided) Sanding Pads.

Kit **£22.50** RRP Product code: **G1900UK**



HEADLIGHT PROTECTANT

- › Helps maintain clarity.
- › Provides protection against damaging & yellowing UV rays.
- › Keeps headlights looking newer for longer.
- › Effective on ALL clear plastics.

296ml **£10.00** RRP
Product code: **G17110**



PLAST-RX™ CLEAR PLASTIC CLEANER & POLISH

- › Removes fine scratches, oxidation & grime.
- › Restores optical clarity and provides long lasting durable protection.
- › Safe and effective on ALL clear plastics.

296ml **£10.00** RRP
Product code: **G12310UK**



ULTIMATE BLACK

- › Brings new life to all exterior plastic, vinyl & trim.
- › Make trim & plastic look like new.

355ml **£11.00** RRP
Product code: **G15812EU**



NEW & IMPROVED

ULTIMATE BLACK TRIM SPONGES

- › Convenient ready-to-use pads take out the guess work.
- › Make trim & plastic look like new.

£6.00 RRP 2 Pack
Product code: **G15800EU**



NXT ALL METAL POLYSH

- › Quickly and easily cleans and polishes all metal surfaces to a Mirror-Bright shine.
- › Polymers leave behind a protective, synthetic barrier to shield out moisture and contaminants.
- › Cleans polishes and protects all in one step.

142g **£10.50** RRP
Product code: **G13005EU**



WHEELS & TYRES



HOT RIMS™ WHEEL & TYRE CLEANER

- › New formula now cleans wheels AND tyres, foaming away dirt & grime.
- › Moderately aggressive cleaners for use on all factory coated or painted wheels.
- › Unique foam safely dissolves stubborn grime from tyres too.

710ml £11.75 RRP
Product code: G9524EU



VERSA-ANGLE WHEEL FACE BRUSH

- › Super soft bristles will not scratch wheels.
- › Safely cleans all wheel types.
- › Reversible quick-change handle provides the flexibility to reach all angles.

£15.00 RRP Product code: X1025EU



ULTRA-SAFE WHEEL SPOKE BRUSH

- › Cleans even the tightest, hard-to-reach areas.
- › Non-scratch safety tips.
- › Ergonomic, comfort grip handle.

£12.00 RRP Product code: X1160EU



HOT SHINE™ TRIGGER SPRAY

- › Gives your tyres the ultimate high-gloss wet look.
- › Prevents cracking, browning and premature ageing.
- › Adjustable 2-way sprayer means more control and less mess.

710ml £11.75 RRP
Product code: G12024EU



WHEELS & TYRES

INTERIOR

ENDURANCE® TYRE GEL

- › Protection that lasts weeks, not days, even through repeat washing & rain.
- › Meguiar's legendary polymer formula protects tyres & keeps them black.


473ml Gel £11.75 RRP Product code: G7516EU



TYRE DRESSING APPLICATOR PAD

- › Ideal for use on all tyres.
- › Soft foam pad with contoured grip to avoid messy hands.
- › Protective sleeve for cleaner storage.

£7.00 RRP Product code: X3090



GOLD CLASS™ LEATHER & VINYL CLEANER AND CONDITIONER

- › Cleaner removes imbedded oil & water based stains.
- › Creates a 'like-new' clean appearance.
- › Conditioner combines aloe & moisturising oils for superior conditioning. Maintains leather original look and feel.
- › Provides UV protection to help keep leather looking like new.

473ml £10.00 RRP Product code: G18516EU Cleaner

473ml £10.00 RRP Product code: G18616EU Conditioner



GOLD CLASS™ RICH LEATHER CLEANER/CONDITIONER

- › Complete leather care in one easy step.
- › Cleans, shines & protects for car and home.
- › Premium conditioners nourish leather for a supple feel & look.
- › Leaves no white residue: Great for perforated leather.

400ml £10.00 RRP Product code: G17914EU



SUPREME SHINE VINYL & RUBBER PROTECTANT

- › Superior hi-shine protection to preserve vinyl, rubber & plastic.
- › Non-greasy formula cleans, shines & protects.
- › Now with Scotchgard™ Protector.

473ml £10.50 RRP

Product code: G4016EU



INTERIOR

NATURAL SHINE VINYL & RUBBER PROTECTANT

- › Restore natural colour & shine to vinyl, rubber & plastic.
- › Non-greasy formula cleans, shines & protects.
- › Now with Scotchgard™ protection.

473ml £10.50 RRP
Product code: G4116EU



QUIK INTERIOR DETAILER™

- › Safely cleans & enhances all interior surfaces.
- › Restores & protects the original appearance.

473ml £10.00 RRP
Product code: G13616EU



ULTIMATE INTERIOR DETAILER

- › Non-greasy formula cleans, shines and protects.
- › Improved, deeper cleaning formula.
- › Creates a durable satin finish.
- › Now with Scotchgard™ protection.

473ml £13.00 RRP
Product code: G16216EU



AIR RE-FRESHER, NEW CAR SCENT

- › Permanent Odour-Eliminating Technology finds odours wherever they are.
- › Fresh new car scent.

57g £12.00 RRP
Product code: G16402EU



ODOR ELIMINATOR

- › Instantly, safely and permanently removes all strong odours.
- › Odour encapsulating technology.
- › Does not break down with heat or moisture inside a car.

473ml £10.00 RRP Product code: G2316EU



CARPET & INTERIOR CLEANER

- › Removes both oil and water based stains.
- › Just spray and wipe – no vacuuming required.
- › Will not discolour and leaves no residue.

473ml £10.00 RRP Product code: G9416EU



MAINTAIN

Once a car is waxed, the best ongoing protection for your car's finish is regular attention, or MAINTAINING the finish. Regardless of whether your car is parked or being driven, it's in a hostile environment.

Everything that flies, from a gnat to a 747, expels contaminants that are determined to bond to and then etch into your car's finish. Add to this acid rain, industrial fallout and those unavoidable UV rays (the No. 1 cause of paint degradation), and you can see how your car is constantly under attack. The more your car is exposed to the elements, and the harsher the environment is where you live, the more attention your paint finish will require.

Fortunately, Meguiar's® has made it easy for you with our mist and wipe detailers. Meguiar's® Quik Detailer™ and Ultimate Quik Detailer™ allow you to safely and easily remove contaminants before they have time to bond to your paint finish. These products form the missing link between washing and waxing, allowing you to greatly extend the protective qualities of your car wax.

ULTIMATE WASH & WAX ANYWHERE

- › The perfect products for urban dwellers or those with limited access to water.
- › Advance polymer protection chemistry leaves behind a glossy, synthetic wax barrier that lasts weeks.
- › The high lubricity formula protects the surface against scratching as it cleans.

828ml **£15.00** Product code: **G3626EU**



ULTIMATE QUIK DETAILER™

- › Our most sophisticated & technologically advanced detailer.
- › Safely removes dust and surface contaminants in between washing.
- › Hydrophobic Polymer Technology darkens the finish, adding protection and water beading.

650ml **£14.00** RRP
Product code: **G14422EU**



ULTIMATE QUIK WAX™

- › Wax your car in just 15 minutes, with protection that lasts weeks!
- › Revolutionary, synthetic, non-whitening formula produces amazing results in just minutes, even in sun.
- › Spray on, wipe off, and then marvel at the shine!

450ml **£14.00** RRP
Product code: **G17516EU**



GOLD CLASS™ PREMIUM QUIK DETAILER

- › Keep dark coloured cars looking great & maintain a deep, rich, high gloss shine on all colours!
- › Quickly adds darkness & gloss for a super slick finish.
- › The high lubricity formula safely removes dust & fingerprints.

473ml **£12.00** RRP
Product code: **G7616EU**



GOLD CLASS™ PREMIUM QUIK WAX

- › Sun-safe formula makes black cars blacker & adds gloss to all colours.
- › Premium carnauba/polymer blend for a dark, wet-look shine.
- › Our non-whitening formula can be applied even in full sun!

473ml **£12.00** RRP
Product code: **G7716EU**



QUIK DETAILER®

- › Removes harmful contaminants before they damage your paint finish.
- › Keeps a waxed car looking "just waxed".
- › Quik detailer is necessary to lubricate the surface whenever you clay.

473ml **£10.00** RRP
Product code: **A3316EU**



QUIK WAX™

- › New formula won't whiten on trim & can be applied in full sun.
- › Use on either wet or dry surfaces.
- › Leaves a high gloss shine and durable carnauba protection.

473ml **£10.00** RRP
Product code: **A1616**



ACCESSORIES

SUPREME SHINE MICROFIBRE

- › Quickly removes polishes, waxes and spray detailers.
- › Absorbs 2x more than traditional terry towels.
- › No scratch edging unlike lesser quality microfibre towels.

Single £7.00 RRP
Product code: X2010EU

Triple Pack £15.00 RRP
Product code: X2020EU



SOFT FOAM APPLICATOR PADS

- › Tight cell soft foam for smooth application of polishes, waxes and dressings.
- › Provides safe, swirl-free wax application.
- › Machine washable and reusable.

Twin Pack £5.00 RRP
Product code: X3070



EVEN COAT™ MICROFIBRE APPLICATOR PADS

- › Ideal for application of paint cleaners to painted surfaces.
- › Thick microfibre evenly distributes pressure for consistent application.

Twin Pack £6.50 RRP
Product code: X3080EU



MEGUIAR'S KIT BAG *

- › Embroidered Meguiar's logo.
- › Includes two interior net pockets and a larger front pocket.
- › Heavy duty nylon kit bag with Velcro foot.

£20.00 RRP
Product code: ST015



*PRODUCTS NOT INCLUDED

VERSA ANGLE BODY DUSTER

- › Safely and quickly removes light surface dust.
- › Detachable handle saves space and makes storage easy.
- › Lightweight and easy to use.

£30.00 RRP Product code: X1180EU



REUSABLE DETAILING SWABS

- › Ten each of two different size foam tipped swabs.
- › Effectively remove product residue from vehicles recesses.

£10.00 RRP Product code: G301



DA POWER SYSTEM

DA POWER SYSTEM

- › Start getting pro results at home, with the revolutionary DA Power System.
- › Great for swirl removal, polishing and waxing.
- › Wax your car in less than 30 minutes.

Pack includes: DA Power System Tool, 4 inch Polishing Pad.

£65.00 RRP Product code: G3500INT



DA POWER SYSTEM COMPOUND POWER PACK

- › Easily restore colour and clarity to abused and neglected paint finishes.
- › Remove oxidation, scratches, water spots and other paint defects with ease.

Pack includes: 4 inch Cutting Pad, 118ml Ultimate Compound.

£16.50 RRP Product code: G3501INT



DA POWER SYSTEM POLISHING POWER PACK

- › The final step before waxing for maximum deep rich paint.
- › Remove fine swirls, while adding deep gloss and rich dark colour.

Pack includes: 4 inch Polishing Pad, 118ml Ultimate Polish.

£16.50 RRP Product code: G3502INT



DA POWER SYSTEM WAXING POWER PACK

- › Quickly adds durable, long lasting protection for the ultimate show car finish.
- › Add protection, shine and brilliant reflections in as little as 30 minutes.

Pack includes: 4 inch Finishing Pad, 118ml Ultimate Wax.

£16.50 RRP Product code: G3503INT



DA COMPOUND POWER PADS

- › Quickly remove oxidation, scratches & water spots.
- › Machine washable.

Pack includes: 2 x 4 inch Cutting Pads.

£15.00 RRP Product code: G3507INT



DA POLISHING POWER PADS

- › Quickly remove fine swirls.
- › Quickly add deep gloss.
- › Machine washable.

Pack includes: 2 x 4 inch Polishing Pads.

£15.00 RRP Product code: G3508INT



DA WAXING POWER PADS

- › Quickly add protection, enhanced shine and deep reflections.
- › Machine Washable.

Pack includes: 2 x 4 inch Finishing Pads.

£15.00 RRP Product code: G3509INT



DUAL ACTION POLISHER MARINE

DUAL ACTION POLISHER PADS

- › Advanced cutting and finishing results from increased tool efficiency.
- › Low profile for optimised performance and a smooth buffing experience.
- › Machine Washable.

DFC5 -Dual Action Foam Cutting Pad 5"

- › Improved foam technology cuts through surface defects with no swirls.
- › The perfect pad for application of compounds and paint cleaners.

£14.00 RRP Product Code: DFC5



DFP5 -Dual Action Foam Polishing Pad 5"

- › Improved foam technology eliminates minor surface defects, whilst restoring gloss with no swirls.
- › The perfect pad for application of polishes.

£14.00 RRP Product Code: DFP5



DFF5 -Dual Action Finishing Pad 5"

- › Improved foam technology eliminates minor surface defects whilst restoring a luxurious high gloss finish.
- › The perfect pad for wax application.

£14.00 RRP Product Code: DFF5



NEW

MT320 DUAL ACTION POLISHER

- › Digital torque management, electronically adjusts torque to maintain speed.
- › New billet counter weight ensures smooth, precision and balance.
- › The dual action orbit and rotation mean that you never have to worry about damaging paint.
- › Enables users to get professional results at home.

Dual Action Polisher **£300.00** RRP Product Code: **MT320UK**

KIT INCLUDES: MT320 Polisher, 5" backing Plate, Spanner, D-handle, Handle Attachment Bolts (2) Allen key, Canvas Bag.


Dual Action Polisher Pad Kit **£330.00** RRP Product Code: **MT320PADKIT**

KIT INCLUDES: MT320 Polisher, 5" backing Plate, 5" Cutting Pad, 5" Polishing Pad, 5" Finishing Pad, Spanner, D-handle, Handle Attachment Bolts (2) Allen key, Canvas Bag.



MEGUIAR'S MARINE PRODUCT LINE

Meguiar's offers a comprehensive, high quality line of products designed just for boats, RV's and caravans. These products will give the same brilliant shine and long lasting protection that many enthusiasts have come to expect from Meguiar's line of car care products but are formulated for the special requirements of fiberglass and gelcoats.




2016



WASHING

The vehicle should be hosed down while the bodywork is cool or in the shade. A jet wash can be used, however be cautious not to work too closely to the panel and always spray at a 45 degree angle, this will blow the dirt and grime away from the paintwork. It is important that the bottom third of the car is rinsed thoroughly as this is where much of the road dirt and salts accumulate. (Fig.1 and 2)


More than half of all the people who wash their own car use dishwashing detergents.




These dishwashing detergents strip off all of your wax protection and then pull the vital oils out of the paint just like too much detergent does to your hands. This dries your paint out and accelerates the oxidation process. When you wash your car, only use a car wash shampoo, like Meguiar's Ultimate Wash & Wax. This will enhance the appearance of your paint finish without stripping polish and wax while flushing off loose contaminants. (Fig.3)

Use the two bucket method or bucket and grit guard, to ensure the dirt is separated from the main washing solution. The grit guard inserts into the bottom of the bucket and the fins of the grit guard stop any sediment being swirled back into the washing solution. The two bucket method uses one bucket of car wash solution and one of clean water. Firstly charge the wash mitt with the soapy car wash solution and wash the panel. Before re charging the wash mitt with car wash

solution, rinse it in the clean water. This will separate the dirt and grit from the car wash solution, meaning even less swirl marks will be inflicted.




Sponges are a major contributor to the infliction of fine scratches or 'swirls'. This is why Meguiar's recommend using either a Lambs Wool Wash Mitt or Microfibre Wash Mitt (Fig.4). The wash mitt allows for swirl-free washing by lifting and trapping dirt within its pile. It is important to rinse the wash mitt every time it is dipped back into the wash solution, so that any loose grit is freed from the mitt.



Once the vehicle has been washed, carry out a final rinse with a free flowing stream of water. This will help create a sheeting effect, which will reduce the drying time. (Fig.5)

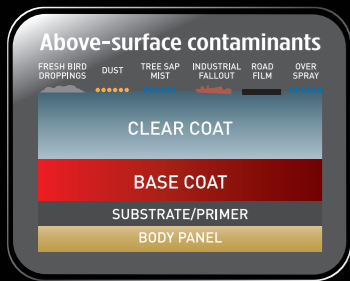
Any water that is left on the surface can be removed with a Water Magnet. This large microfibre drying towel gives fast and spot free results, reducing the time it takes to dry your vehicle. Inner door edges should also be cleaned, as water and dirt can also build up here. (Fig.6)



Tip: Meguiar's are frequently asked which is better, a Water Magnet or Natural Chamois. The Water Magnet is more durable in that it can be machine washed after use (do not use fabric softener). A Chamois must be regularly maintained to ensure it has a long life.


SURFACE PREPARATION

POLISHING, WAXING & DETAILING

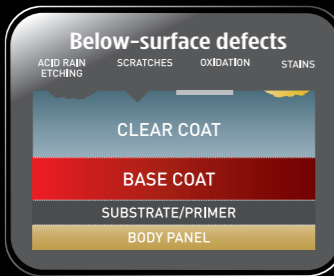


SURFACE PREPARATION


Any above surface contaminants such as tree sap, industrial fall-out and tar can be removed using the Quik Clay Detailing System. Use half a bar of clay (approx 25 grams) work the half clay bar in your hands making it malleable enough to fold into a disk about 5cm across. Ensure the clay and panel are well lubricated with Meguiar's Quik Detailer and work the clay from left to right, using fingertip pressure only. Once completed the area worked should feel as smooth as glass. The clay is also suitable for headlights, chrome and any high gloss surface. (Fig.1)



After working each panel you will find that the clay has safely removed the contaminants without scratching the paint surface. How much of the bonded contaminant the clay removes depends on the overall level of contamination. Keep folding the clay over and re shaping it until you no longer have a clean surface to work with. When this is the case you must dispose of the clay and use a new piece. Remove any lubricant residue with a Microfibre.



To remove scratches and swirl marks Meguiar's recommend using Ultimate Compound. This product contains Meguiar's new super micro abrasive technology which quickly removes stubborn oxidation, stains, light scratches, blemishes and other sub surface defects while polishing the surface to a mirror finish. Ultimate Compound is the perfect choice to prepare your paint surface for your favourite Meguiar's wax. (Fig.2, 3 and 4)



Tip: When working with Ultimate Compound work against the direction of the scratch, and in straight overlapping lines. Before a scratch is worked on, use the finger nail test to see if it can be removed. If you can catch a fingernail in the scratch the defect will probably need to be removed by machine. (Fig.3)

POLISHING, WAXING AND DETAILING

To generate additional gloss use Ultimate Polish or Deep Crystal Step 2 Polish. Both products are pure polishes that have been specially formulated to create a dazzling, high gloss, 'wet look' finish. Remove any residue with a Microfibre.

Tips: Use the swipe test to check the wax has fully cured and is ready to remove. Swipe your finger across an area that has been waxed. If the wax residue comes off cleanly with your finger it is ready to remove. If it smears it needs to be left a little longer. To maintain the finish in between car washes use the Ultimate Quik Detailer and Microfibre to remove light dirt, finger marks and contaminants. Lightly mist the detailer on a panel, fold the microfibre into 4 and wipe over the area to remove contaminant. Flip the microfibre over and buff off. If necessary, use the Versa Angle Body Duster before hand. Before using microfibre cloths, ensure that the care labels are removed. They are hard and could leave scratches in the paint. Also remove any jewellery and watches to avoid damage.

Tip: The Ultimate Polish and Deep Crystal Step 2 Polish should not be allowed to fully dry and must be removed whilst still damp. By using the Polish you are not sealing the paint. The gloss created by a pure polish must be sealed with a wax.



Applying the Meguiar's Ultimate Wax will provide protection against oxidation, corrosion, UV rays and surface degradation. Starting on the bonnet, apply the Ultimate Wax to the applicator pad, ensuring you use very small amounts. A blob of product the size of a one pound coin on the applicator pad will be enough to cover half a bonnet on most cars. Allow the wax to cure, and then remove with a Microfibre. Ultimate Quik Wax can be used as a top up wax from time to time. (Fig.6)



It is easy to keep that "just waxed" look every day by frequently using a mist & wipe product like Meguiar's Quik Detailer, Gold Class Detailer or Ultimate Quik Detailer. Regular maintenance removes contaminants before they have time to bond to or etch into your paint finish. This is the missing link between washing and waxing that dramatically extends the durability of your car wax. Remove the detailer residue with a Microfibre. There are three detailer products in the Meguiar's range. Quik Detailer is the perfect product to restore that show car shine and is a simple mist and wipe product.

Meguiar's Gold Class Detailer gives a fast shine and offers enhanced polymer protection between waxes. Ultimate Quik Detailer leaves an Ultra-slick, Ultra-dark finish. This wax enhancing detailer creates incredibly high surface tension which adds protection and causes water to bead relentlessly wash after wash!

Tip: Quik Detailer can be used as lubricants for the clay. Ultimate Quik Detailer and Gold Class Detailer should NOT be used as a lubricant for clay.

WHEELS & TYRES

WHEELS & TYRES

It is important before attempting to clean wheels that both the wheels and brake callipers are cool. Do not spray Meguiar's Hot Rims All Wheel Cleaner directly onto the callipers, discs and tyres, and ensure the wheel cleaner does not dry on the wheels.

Hold the bottle approximately 10-20 centimetres from the wheel and spray from the bottom up, this will prevent the product streaking. After leaving the wheel for a minute, rinse off the residue thoroughly. (Fig.1, 2 and 3)

Stubborn stains may need agitating; with either a wheel spoke brush or wheel face brush. Re apply the Meguiar's Hot Rims All Wheel cleaner if necessary. (Fig.4 and 5) To ensure the wheel is fully dry, wipe down the alloy with a Microfibre.

Fig.3



Fig.4




Fig.5



Fig.6



Fig.7



Fig.8



Fig.9



Fig.10



Clean wheels should now be waxed and sealed. With chrome and highly polished aluminium wheels Meguiar's recommend the NXT All Metal Polysh or Meguiar's Finishing Metal Polish. It cleans and protects the wheel from the environment. Apply a small amount of product to a foam applicator pad and work into the wheel. Let the product cure and then remove with a Microfibre. (Fig.6)

For clear coated alloy wheels waxes such as Ultimate Wax or NXT Tech Wax 2.0 can be used to help protect the wheels and aid with the upkeep. (Fig.7)

Once the tyres have dried apply Meguiar's Endurance High Gloss Tyre Dressing. Apply this with a Meguiar's Tyre Dressing Applicator Pad for mess free results. (Fig.8 and 9)

Alternatively Hot Shine Tyre Dressing can be used. This product can be sprayed directly onto tyres, simply spray and walk away. (Fig.10)

Tip: Allow all tyre dressings to be absorbed by the tyre before driving the vehicle.


INTERIOR, PLASTICS & LEATHER CARE

INTERIOR, PLASTICS & LEATHER CARE

Modern vehicle interiors are made from many different materials: Plastic, rubber, leather, fabric, alcantara, carpet and glass. It is important that the most appropriate product is used for the specific surface. A versatile option is the Meguiar's Quik Interior Detailer which cleans and protects all interior surfaces. Simply apply to an Even Coat Applicator Pad and gently work over the surface. Remove any residue with a Supreme Shine Microfibre. (Fig.1)



Interior plastics should be treated at least twice a year, to clean and protect them. Meguiar's Natural Shine contains UV protectants to help reduce the drying and fading effects of the sun. To apply this product, spray a small amount onto an Even Coat Applicator Pad and work across the panel. Buff off any residue with a Supreme Shine Microfibre. (Fig.2)



Tips: For more delicate surfaces such as roof liners, dampen a microfibre and apply a small amount of Carpet and Interior Cleaner to it. Once cleaned, flip over the microfibre and buff off any residue (Fig.5). Applying Carpet and Interior using a Microfibre will avoid tide marks.



Meguiar's Carpet & Interior Cleaner, is ideal for removing the most stubborn contamination on fabric without discolouring the surface. Before applying the cleaner, first ensure that any loose dirt and dust has been vacuumed. Apply the cleaner directly to the surface and leave for approximately 30 seconds, then wipe over with a Supreme Shine Microfibre. (Fig.3 and 4)



Meguiar's Car Odour Eliminator removes offending odours forever using permanent odour encapsulating technology pioneered and perfected by Meguiar's. Spray the car odour eliminator from a distance of approximately 30cm from the fabric/material. For best results leave to sit overnight. (Fig.5)


Perfect Clarity Glass Cleaner has been specially formulated to deliver the best clarity through the toughest dirt and grime. It is suitable on all tinted windows and is ammonia free. Simply spray the glass cleaner onto the window and wipe over with a Supreme Shine Microfibre. (Fig.6)

Leather seats and trim should be cleaned and conditioned at least twice a year. Meguiar's Gold Class Rich Leather Cleaner/Conditioner offers safe cleaning and conditioning without using harmful or harsh solvents. Before applying this product it is important to ensure the area has been vacuumed to ensure all



loose dirt has been removed. Once this has been completed apply the Leather Cleaner and Conditioner with an Even Coat Applicator Pad and work in for approximately 1 minute.

Once complete, wipe off any residue with a Supreme Shine Microfibre. (Fig.7, 8 and 9)



MACHINE POLISHING



MACHINE POLISHING

Whether you're a seasoned professional or casual user who wants to achieve, quality, swirl-free results, this is the tool for you. The Meguiar's Dual Action Polisher greatly reduces the amount of time it takes to apply paint cleaners, polishes and protection products and produces results far superior to applying these products by hand. And because of its dual action – rotary and orbital, you never have to worry about burning the paint. It is important to remember that to completely remove a scratch the clear coat must be cut back to the lowest level of the scratch. It is sometimes the case that the much deeper defects can only be removed by a rotary machine or by re-painting.




Ensure that the vehicle is thoroughly washed and dried before attempting to machine polish. If there are above surface contaminants, remove these with the Clay Detailing systems covered in the surface preparation section. This will ensure that the paint can be correctly assessed, and as a result the correct product can be chosen.

Apply the Ultimate Compound to the foam cutting pad. (Fig.1)

The machine should always be started and stopped whilst against paintwork, this will avoid product splatter. It is best to work on small areas rather than trying to tackle the whole vehicle in one go. Work an area approximately 50cm X 50cm and use slow overlapping movements, until the product has turned to a haze. Wipe away the residue with a Supreme Shine Microfibre, and if necessary apply some Quik Detailer to the panel if it is difficult to remove. Re-examine the defect and repeat until fully removed. There is no need to apply any pressure to the head of the machine, just use the handle to guide and steady the Meguiar's Dual Action Polisher. The following diagrams indicate the best application movements using your Meguiar's Dual Action Polisher.

The following diagrams indicate the best application movements using your Meguiar's Dual Action Polisher.



1. Start working the product in overlapping horizontal movements.
2. Continue the overlapping in a vertical direction.
3. After completing steps 1 & 2 the panel should resemble the grid above.
4. A third application will go even further to ensure fuller defect removal.

Tip: When applying a wax with the MT320 only moderate pressure is required (the dead weight of the machine). The ideal speed setting for wax application is between speeds 1-3 as marked on the machine.



Once the defects have been removed, it is important to then protect the paintwork by applying a wax. In this case we have used the Ultimate Wax and applied it with the finishing pad. The wax can be applied to the entire car in one go. Allow the wax to cure and buff off with a Microfibre.

DA POWER SYSTEM

The DA Power System is a new drill mounted tool that bridges the gap between hand and machine polishing. The DA power system works with your corded drill to quickly and effectively remove light to moderate defects such as swirls, oxidation and stains and to apply polishes and waxes. Prior to using the DA Power System, ensure that your car has been washed and if necessary clay the car using one of the Meguiar's Clay kits.

To use the DA Power System, insert the power system into the drill and tighten securely (Fig.1). To remove heavy swirls, stains, oxidation and scratches Meguiar's recommend using the DA Compound Pack, which contains Ultimate Compound and a cutting pad. (Fig.2)

Fig.1



Fig.2



Before



After

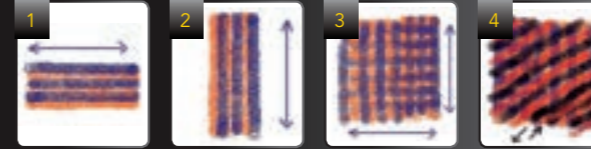
Attach the pad to the Power System and apply Ultimate Compound directly to the pad. Then place the pad flat against the paint and begin buffing using moderate downward pressure, in an overlapping pattern while keeping the pad flat against the surface to ensure even coverage. Work a small section at a time, applying additional product as needed until all defects have been removed. (Fig.3 and 4)

Fig.3



Tip: Remove any product residue with a Meguiar's Microfibre towel, prior to applying any polishes or waxes

Fig.4



1. Start working the product in overlapping horizontal movements.
2. Continue the overlapping in a vertical direction.
3. After completing steps 1 & 2 the panel should resemble the grid above.
4. A third application will go even further to ensure fuller defect removal.

For removing light swirls and to add gloss, we recommend using our DA Polishing Pack. Attach the polishing pad to the tool and then apply Ultimate Polish directly to the pad. Begin buffing using moderate downward pressure in an overlapping pattern while keeping the pad flat against the paint at all times. (Fig.5 and 6)

Fig.5



Fig.6



For applying wax we recommend using the DA Waxing Pack. Apply a small amount of Ultimate Wax to the pad. Since you are waxing only light pressure is all that is needed and remember to keep the pad flat against the paint at all times. Keep applying wax to the pad until the vehicle has a thin even coat of wax on it (Fig.7 and 8).

When the wax is ready to be removed use a separate clean microfibre towel to remove the wax residue.

Fig.7



Fig.8



Tip: To care for the pads wash with laundry detergent and dry with low heat. Store in a clean environment for next use.



STOCKISTS



ENGLAND

BEDFORDSHIRE

Milehams Discount Car Care	33-35 Katherine Drive Dunstable LU5 4NP	01582 609 609
Auto Inparts Ltd	Unit L2 Cherry Court Way Leighton Buzzard LU7 4UH	01525 382 713
Amadesh Ltd	Unit 4 Youngs Industrial Estate Leighton Buzzard LU7 4 QB	01525 852 419

BERKSHIRE

Motorist Discount Centre	279 Farnham Rd Slough SL2 1HB	01753 577 333
Motorist Discount Centre	524 London Rd Langley SL3 8QR	01753 540 113

BUCKINGHAMSHIRE

Interpart	200 Desborough Road High Wycombe Bucks HP11 2QA	01494 436 191
Interpart	28 High Street Tring HP23 5AA	01442 827543

CAMBRIDGESHIRE

Discount Autoparts	122/126 Newmarket Road Cambridge CB5 8HE	01223 365 064
The Motorist Centre	Newnham Street Ely CB7 4BD	01353 664508
Hugh Crane Cleaning Equipment Ltd	148 STATION ROAD WHITTLESEY PETERBOROUGH PE7 1UF	01733 206991
Millfield Autoparts Ltd	429 Lincoln Road Peterborough PE1 2PE	01733 557 457
The Car Shop	15 Huntingdon Street St Neots PE19 1BL	01480 405 858
Williams Distributors	18-11 Burchley Road Peterborough PE1 2QE	01733 564 252
Car Parts Express Ltd	Unit 3 Levellers Lane St Neots PE19 2JL	01480 473 698
Mackays of Cambridge Ltd.	85 Eaast Road Cambridge CB1 1BY	01223 517000

CHESHIRE

DRB Car Spare & Accessories	25 Orford Green Orford Warrington WA2 8PE	01925 415 294
G & B Accessories	13 Chester Rd Northwich CW8 1HA	01606 781 932
Waxacar	Unit 4, Chandlers Court Picow Farm Road Runcorn WA7 4UH	01928 581 284
Moss Manchester	111-117 Stockport Road SK3 0JE	01614 806 402

CORNWALL

L B Restoration Services	Panderosa Farmhouse St. Lawrence Road Bodmin PL31 2QU	01208 269 746
Mill Autoquip	Unit 11 Carnbrea Business Park Wilson Way Redruth TR15 3RQ	01209 219212
Mill Autoquip	1 Miller Business Park Station Road Liskeard PL14 4DA	01578 346 555
Mill Autoquip	Eddystone Road Wadebridge PL27 7AL	01208 813 254
Mill Autoquip	24 Normandy Way Walkerlines Industrial Estate Bodmin PL31 1EX	01208 781 66
Mill Autoquip	Unit D Penmarrin House Commercial Road Penryn TR10 8AG	01326 737 343
Mill Autoquip	49-51 Wendron Street Helston TR13 8PT	01326 561 222
Mill Autoquip	42 West Hill St. Austell PL25 5EU	01726 223 104
Mill Autoquip	69a Market Jew Street Penzance TR18 2LH	01736 365953
Opie Oils	The Fuel Depot Cardew Industrial Estate Redruth TR15 1SS	01209 202 940

COUNTY DURHAM

A1 Motorstore Xtra	9-10 Station Road Fulwell Sunderland SR6 9AA	01915 488 609
--------------------	--	---------------

A V Taylor Ltd	12 - 13 Fairfield Terrace Pelaw Gateshead NE10 0QR	01914 692 300
----------------	--	---------------

DERBYSHIRE

R.R.D Chesterfield	522-526 Sheffield Road Whittington Moor Chesterfield S41 8LP	01246 260101
Road & Rally - Boythorpe	1 Hunloke Avenue Boythorpe Chesterfield S40 2NT	01246 205783
Roll up & Shine Ltd	Unit 4 Hillstown Business Centre Mansfield Road, Bolsover Chesterfield S44 6LA	07735 366 350
Romac Motor and Electrical Factors	21 Church St Ripley DE5 3BU	01773 745 076
Romac Motor and Electrical Factors	89 Sitwell Street Spondon DE21 7FH	01332 662 108
Romac Motor and Electrical Factors	15 The Square Mickleover DE3 5DD	01332 516 062
Romac Motor and Electrical Factors	6a Red Lion Square Heanor DE75 7PA	01773 533 748
PG Automotive Ltd	18 Bakewell Road Matlock DE4 3AU	01629 566661

DEVON

Kennys Cash & Carry Ltd	4 Clyst Units, Cofton Road Marsh Barton Ind Est Exeter EX2 8QW	01392 257 984
Mill Autoquip	22 Clare Place Coxside Plymouth PL4 0JW	01752 674 445
Mill Autoquip	Unit 3 Valley Road Industrial Estate Plympton PL7 1RF	01752 333530
Mill Autoquip	Unit 1 Woodland Close Woodland Industrial Estate Torquay TQ2 7BD	01803 613063
Mill Autoquip	Unit 2 Baytor, Alders Way Yalberton Industrial Estate Paignton TQ4 7QL	01803 528000
Mill Autoquip	Unit D2 Pottery Road Industrial Estate Newton Abbot TQ12 3BN	01626 333200

DORSET

Auto-Bitz (Bridport)	4 East Street Bridport DT6 3LJ	01308 424 380
Greenacre Farm Shop	Ludwell Shaftesbury SP7 9ND	01747 828 806
Motabitz Accessories Ltd.	491 Ringwood Road Ferndown BH22 9AG	01202 894888
Motabitz Accessories Ltd.	311 Wimborne Road Oakdale Poole BH15 3DH	01202 675526
Motabitz Accessories Ltd.	471 Wimborne Road Winton Bournemouth BH9 2AN	01202 533578
Motabitz Accessories Ltd.	709 Christchurch Road Boscombe Bournemouth BH7 6AF	01202 395579

EAST YORKSHIRE

Motorcount Ltd.	Unit6/7 Pool Court Pasture Road Goole, Humberstone DN14 6HB	01405 766656
Motorcount Ltd.	Unit 1, Theakstons Arcade Middle Street South, Driffield Humberstone YO25 6PS	01377 240606
Motorcount Ltd.	226 Grovehill Road Beverley Humberstone HU17 0ES	01482 860969
Motorcount Ltd.	10 Manor Street Bridlington Humberstone YO15 2SA	01262 677870
Motorway Hesse Ltd	86a Hull Road Hesse HU13 9LU	01482 647 453

ESSEX

Auto Care (Corringham)	3-5 Chase Road Corringham SS17 7QH	01375 675903
Auto Care (Benfleet)	148 London Road Benfleet SS7 5SQ	01268 753313
Auto Care (Canvey Island)	97-99 Futherwick Canvey Island SS8 7AY	01268 510341
Auto Care (Basildon)	207 Timberlog Lane Basildon SS14 1PB	01268 555470
Clacton Motorists Discount	76 Oxford Road Clacton on Sea CO15 3TE	01255 431 638
Discount Motor Spares	578 Rayleigh Road Eastwood SS9 5HU	01702 522 466
Maldon Accessory Centre	4 White Horse Lane Maldon CM9 5OP	01621 859 444
Motomania - Witham	Austin House Newland street Witham CM8 2BA	01376 501 515

Motorshop	28 Ashington Road Rochford SS4 1TB	01702 547 501
G K Motor Factors Ltd	34 Newland Street Witham CM8 2AQ	01376 500 016
South Woodham Motor Spares & Cycles	75 Hullbridge Road South Woodham Ferrers CM3 5LT	01245 322 804

GLOUCESTERSHIRE

A.P.D Cotswold Ltd	Unit 15, Global Business Park Wilkinson Road Cirencester GL7 1YZ	01285 643 636
Karparts (Stroud)	24 Westward Rd. Cainscross Stroud GL5 4JQ	01453 758 282
Kingswood Autopart Ltd	2-6 Regent Street Kingswood Bristol BS15 8JP	01179 671444
Motaman (Bristol) Ltd.	94-96 Bedminster Parade Bedminster BS3 4HL	01179 666 142
Motaman (Bristol) Ltd.	16 Badminton Road Downend BS16 6BB	01179 575 038
Portishead Motorcare	4 The Precinct, High Street Portishead Bristol BS20 6AH	01275 848 838
The Motorwell	The Shopping Centre 15 Flaxtips Lane Winterbourne, Bristol BS36 1JY	01454 775 953
Moss Bristol	1-3 Elton Street Bristol BS2 9EH	01179 232 523
Motaparts Downend Limited	16 Badminton Road Downend Bristol BS16 6BQ	01179 575 038

GREATER MANCHESTER

Automotive Spares Ltd	101 Chorley New Road Horwich BL6 5QQ	01204 691 613
HAMPSHIRE		
Advance Motor Stores	Belmont House, 35 Mulford's Hill Tadley Basingstoke RG26 3HY	01189 813 563
The Motorists Centre	79-81 Old Milton Road New Milton BH25 6DN	01425 612 943
Car-bits Co. Uk. Ltd	19A Stonefield Park Martins Lane, Chilbolton Stockbridge SO20 6BL	01264 860 835
Clean and Shiny (UK) Ltd	Unit 1, Redan Hill Industrial Estate Redan Hill Aldershot GU12 4SJ	01256 533 250
Scimitar International Ltd	1 Orion Court 5 Rodney Road Portsmouth PO4 8SZ	02392 644 588
Autobulbs Direct Ltd	Unit 4 Hollybrook Road Industrial Estate Southampton SO16 6RB	08448 842 888

HERTFORDSHIRE

Car Spares	Delamare Road Cheshunt EN8 9AP	01992 764 060
Milehams Discount Car Care	133 Southdown Road Harpenden AL5 1PU	01582 766333
Motorway Belts Ltd	16 Longlands Hemel Hempstead HP2 4ET	01442 244831
R-Tec Auto Design	Lyon Way Hatfield Road St Albans AL4 0QU	01727 790 100
Lloyds Motor Spares Ltd	Unit1 312 Ware Road Hertford SG13 7ER	01992 553 655

KENT

Motique	37 Station Approach Hayes Nr Bromley BR2 7EB	02084 623 377
The Ultimate Finish	1 Brands Hatch Park Brands Hatch Fawkham DA3 8PU	08458 381 200

LANCASHIRE

A F L Autofactors Ltd	Leyland Lane Leyland Preston PR26 8PH	01772 431 141
Alan Quine (Parr Lane) Ltd.	253-255 Parr Lane Unsworth Bury BL9 8LX	01617 965 797
Andrew Curran Ltd	1 Anchorsholme Lane East Thornton-Cleveleys Blackpool FY5 3QH	01253 867 411
Autocraze (A1 Motor Stores)	41 - 414 Manchester Road East Little Hulton, Wrsley Manchester M38 9WH	01617 999 726
Motocare (Manchester) Limited	120 Red Bank Road Bispham Blackpool FY2 9DZ	01253 352 072
A1 Motorstores	Old Conservative Club Union Rd Church Accrington Blackburn BB1 5EY	01254 389911
A1 Motorstores	Whitehorse Burnley Road Padiham BB12 8BN	01282 772300

A1 Motorstores	Albert Rd Primet Hill Colne BB8 9NF	01282 871249
The Polishing Booth	Unit 9 Traceys Ind Est Wigan Road Leyland PR25 5UA	01772 459 773
TMS Autoparts	272 Oldham Road Failsworth Manchester M35 0HB	0161 681 6827
G & B Accessories	39 Sandy Lane Skelmersdale WN8 8LA	01695 721 694
First Choice Bumpers	Unit 4 The Lion business Centre Leopold Street Pemberton WN5 8EG	01942 620 678

LEICESTERSHIRE

Shepshed Auto Spares Ltd	31a - 31b Gelders Hall Road Shepshed LE12 9WH	01509 600 444
--------------------------	---	---------------

LINCOLNSHIRE

Allwoods Automotive	221 Newark Rd Lincoln LN5 8NQ	01522 884 400
Auto Mate (Louth) Ltd	Uggate Louth LN11 9HD	01507 603 482
Vertar	Unit 15 Station Road Business Park Barnack Stamford PE9 3DW	01780 749 449

LONDON

Auto Power	355 Green Lanes Palmers Green N13 4JG	02088 822 206
Champion Motor Spares	122-124 Portland Road South Norwood SE25 4PL	0208 654 6447

MIDDLESEX

Car Audio & Security Ltd	Unit 6A Bilton Way Hayes UB3 3NF	08707 551 122
Car Spares	779 Hertford Road Freezywater Enfield EN3 6SE	01992 764060

MIDDLESEX

Middlesex	Unit 16 Hampton Business Park Bolney Way Feltham TW13 9HA	02088 672 000
Moss Europe Ltd	Adams Bridge works Southway Wembley HA9 0HX	02089 002 188
Lloyds Motor Spares Ltd	376/380 Northolt Road South Harrow HA2 8ES	02088 640 159
Lloyds Motor Spares Ltd	184/188 Burnt Oak Broadway Edgware HA8 0AS	02089 510 951

NORFOLK

Hugh Crane Cleaning Equipment Ltd	South Walsham Road Acle Norwich NR13 3ES	01493 750072
Stratton Discount Autoparts	Chandler House The Street Long Stratton NR15 2XJ	01508 531 072
Norfolk Car Care	25 Vervain Close Bradwell Great Yarmouth NR31 8SS	01493 602049

NORTH YORKSHIRE

Bedale Motor Factors Ltd	Tutin Road Leeming Bar Industrial Estate Northallerton DL7 9UJ	01677 424 662
Motorcount Ltd.	45 Brook Street Selby YO8 4AL	01757 703378
Auto Saver Centre Ltd	45 Acklam Road Acklam Middlesborough TS5 5HA	01642 967 771

NORTHAMPTONSHIRE

McGanns	71 Harborough Road Kingsthorpe Northampton NN2 7SH	01604 715 021
Motorsavers (Peterborough)	22 Long Causeway Peterborough PE1 1TS	01733 565059

NORTHUMBERLAND

A V Taylor Ltd	82-84 Shields Rd. Ryker Newcastle-On-Tyne NE6 1DS	01912 650 028
A V Taylor Ltd	Tyne Mills Industrial Estate Hexham NE46 1XL	01434 606 985
A V Taylor Ltd	28 Woodhorn Road Ashington NE63 9AE	01670 819 916

STOCKISTS

NORTHERN IRELAND

COUNTY ANTRIM

Creightons Autostore	87-89 Upper Lisburn Road Belfast BT10 0GY	02890 623 623
D.J.F Group	46 Cromkill Road Ballymena BT42 2JR	02825 644 333
East Antrim Motor Factors	Unit 1A Oakland Park Carrickfergus BT38 7QN	02893 351 528
Ellis Autoparts (NI) Ltd	6B Woodburn Road Carrick Fergus BT38 8HQ	02893 360 123
Ellis Autoparts (NI) Ltd	Unit 5 Stylux Business Park 129 Old Glenarm Road Larne BT40 1NP	02828 276867
Pro Car	Unit 9 Edgar Industrial Estate 14 Comber Road Carryduff, Belfast BT8 8AN	02890 817 187
Paints & Components (Ballmoney) Ltd	13A- 17 Seymour Street Ballymoney BT53 6JR	02827 663090
J Gordon + Sons	175 Doagh Road Newtownabbey BT36 6AB	02890 864339
Ritchies	189-191 Ballymoney Street Ballymena BT43 6AN	02825 656 102

COUNTY ARMAGH

J & G Motor Factors	62-64 North Street Lurgan Craigavon BT67 9AH	02838 344 378
A.C. Components	Unit 5-7 127 Mahon Road Portadown BT62 3SF	02838 330 700

COUNTY DOWN

Autospares of Comber	33 Mill Street Comber BT23 5EG	02891 871 199
Autowindcreens & Motorspares (N.I.) Ltd	28 Balloo Drive Bangor BT19 7QY	02891 460 004
Giv-Ran Autoparts (Newry Ltd)	Unit 2 H + P Business Park 75 Belfast Road Newry BT34 1QH	02830 263 616
James Knox & Sons Limited	40 Newcastle Street Killeel BT34 4AF	02847 762 373

COUNTY FERMANAGH

B N Performance	Unit 6 Mill Street Irvinestown BT94 1GR	02868 621 888
Breen's Car Care	Church Street Enniskillen BT74 7DW	02866 324450

COUNTY LONDONDERRY

N B Autoparts	5-7 Pates Lane Coleraine BT51 3DE	02870 320 611
Tyres & Motor Spares	13 Mayogall Road Magherafelt BT45 8PJ	02879 642 836
North West Motor Factors Ltd	8A Springtown Industrial Estate Derry BT48 0LY	02871 370 050

COUNTY TYRONE

Europarts Motor Factors Ltd	2 Washingford Row Milltown Dungannon BT71 3BG	02887 726 555
R T Auto Parts Ltd	Morgans Hill Road Cookstown BT80 8HA	02886 766 202
M & L Autoparts Ltd	67 Gortin Road Omagh BT79 7HT	02882 245 222

ISLANDS & CHANNEL ISLANDS

GUERNSEY

Harrison Automotive	Unit 4, Les Monmains Business Park La Hure Mare Road Vale Guernsey GY3 5UD	01481 240 770
---------------------	--	---------------

ISLE OF LEWIS

Autoparts Stornoway Ltd	Island Road Stornoway HS1 2RD	01851 706 939
-------------------------	-------------------------------	---------------

ISLE OF MAN

Raymotors Ltd	Parliament Square Ramsey IM8 2AB	01624 815000
---------------	----------------------------------	--------------

ORKNEY

Orkney Factors Ltd	Crowness Road Hatston Industrial Estate Kirkwall KW15 1RG	01856 873 377
--------------------	---	---------------

SHETLAND

J Burgess	Holmsgarth Road Lerwick Shetland ZE1 0PW	01595 692 896
-----------	--	---------------



For the most up to date list of Meguiar's stockists and online retailers visit www.meguiars.co.uk

Available In All Superstores



Follow Meguiars UK on:

